



System Chart
SC-1600 *Pola* / 1600





Reliable Features

for easy operation and efficient workflow

Sufficient Functions

for more refined and smoother examinations

Flexible Usability

for comfortable test in any circumstances



SC-1600^(Pola)/1600 Chart types*1

	Type T	Type PhM	Type P	Type M	Type UK	Type G+ ^{*2}
Letter	0.04 to 1.5	0.04 to 2.0	0.04 to 2.0	500 to 10	150 to 4	0.04 to 1.6
Number	0.04 to 1.5	—	0.1 to 1.25	200 to 10	12 to 4	0.04 to 1.6
Tumbling E	0.1 to 1.5	0.04 to 1.6	0.1 to 1.2	100 to 10	—	0.04 to 1.6
Landolt C	—	—	—	—	150 to 4	0.04 to 1.6
Children	0.1 to 1.0	0.1 to 1.25	0.1 to 1.0	200 to 20	38 to 6	0.1 to 1.6
ETDRS style letters	0.32 to 2.0	0.32 to 2.0	0.32 to 2.0	64 to 10	20 to 3	0.32 to 2.0
Astigmatism clock dial			—	—		
Dots		—				
Red-green			—			
Cross grid				—	—	—
Binocular balance ^{*3}						
Duochrome balance ^{*3}				—		
Phoria ^{*3}		—	—	—	—	
Phoria with fixation point ^{*3}			—		—	—
Vertical line	—	—	—		—	—
Horizontal line	—	—	—		—	—
Vertical coincidence ^{*3}		—			—	
Horizontal coincidence ^{*3}	—	—		—	—	
Schober				—	—	
Stereo ^{*3}						
Worth four dot						
Fixation point						
Others ^{*3}	—	 Mallet (horizontal phoria) Mallet (vertical phoria)	—	—	 Muscle	 Pointer Double pointer Stereo triangle Stereo balance Stereo four lines

*1 Types G, U, F, and ISO are also available.

*2 Available for the SC-1600Pola

*3 The SC-1600Pola and SC-1600 display different charts.

Wide range of image display

The high definition 17-inch LCD screen allows VA 0.04 to 2.0 images to be displayed. The wide bezel secures enough space around the chart to reduce peripheral fusion.

The microcomputer-based chart operates quickly just after start up.



Programmed test


For easy refraction, a maximum of three test programs can be set to the remote control according to the user's preference.

Auto light off mode

For power saving, the screen backlight can be set to go out automatically after the unit is idle for 5 or 15 minutes.


Contrast test

To support patients who have undergone cataract or refractive surgery, the SC-1600Pola/1600 has the ability to measure contrast sensitivity at three different levels below the normal threshold.



Center display function

Single letter and horizontal/vertical line masking image are always centered on the screen. Characters displayed in a horizontal line can be randomized to prevent letter memorization.



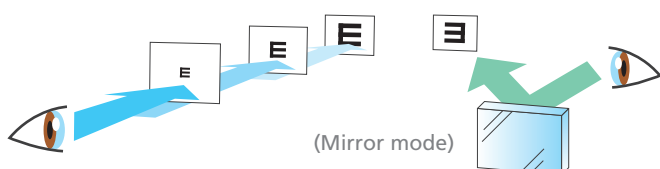
Black and white inversion function

The VA chart can be selected from black on white to white on black.

Selectable refraction distance

The refraction distance can be pre-selected from 2.5 to 6 m* in 1 cm or 1 inch increments to fit any size of exam room. The chart image size can be reduced or enlarged corresponding to the refraction distance to keep the same visual angle. The same refraction distance is also adjustable to accommodate mirrored exam rooms.

*For type M, up to 7 m is possible.



System integration

The NIDEK system chart can be synchronized with the NIDEK Intelligent Refractor by optional connection cable or infrared communication unit for more refined and smoother examinations. When synchronized,

chart image adjustment is possible using the

Intelligent Refractor control console.



Auto test mode

By simply pressing Yes/No button on the remote control in accordance with the patient response, the test proceeds automatically with no need to select the next chart.



Slide image display

When not in use for eye examination, images stored on an SD memory card can be displayed. It is also possible to show your store's advertisements and articles with the slide function. A great many 3D images for display come provided.



Night vision test

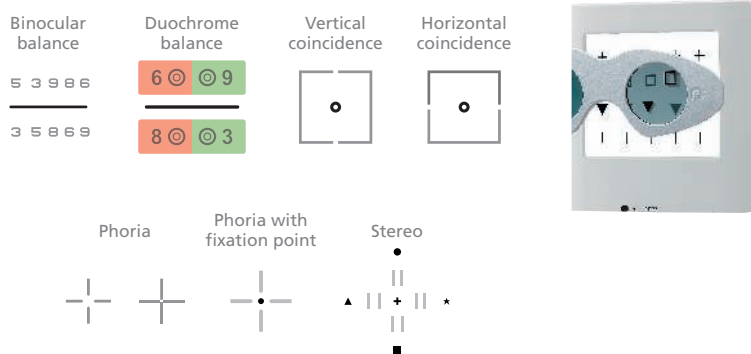
The SC-1600Pola/1600 provides "Night Vision Test" to examine night-time visual acuity under low light condition.



Polarized charts for binocular test*

The SC-1600Pola adopts state-of-the-art technology, special LCD to polarize charts, which provides binocular assessment in a conventional way with stylish design.

*Available for the SC-1600Pola



Stand options

The optional floor stand and table stand expand the utility.



Operation with remote control

The SC-1600 series can be operated with an optional remote control. Its ergonomic design makes it easy to handle, and the large LCD has room to display plenty of information. A simple but well-organized button layout provides intuitive operability.

SC-1600 (Pola) / 1600 Specifications

Model	SC-1600 (Pola)	SC-1600
LCD	Type	17-inch SXGA liquid crystal display
	Resolution	1,280 x 1,024 pixels
	Brightness	80 to 320 cd/m ²
		10 ±3 cd/m ² (Night vision mode)
Chart type	T, PhM, P, M, UK, G+, G, U, F, ISO	T, PhM, P, M, UK
Installation distance	2.5 to 6 m (1 cm / 1 inch increments) (For type M, up to 7 m is possible.)	←
Binocular vision test	Polarized chart	Red-green, Prism
Chart changeover devices	Remote control (optional)	Remote control (optional)
	Control console/box for the NIDEK Intelligent Refractor RT-6100/5100/3100 for type T, PhM, P, M, UK, G+, G RT-2100/900 for type U, F, ISO	Control console/box for the NIDEK Intelligent Refractor RT-6100/5100/3100
Memory card	SD memory card / Built-in card slot	←
Power supply	100 to 240 V AC, 50/60 Hz	←
Power consumption	100 VA	←
Dimensions/mass	520 (W) x 47 (D) x 455 (H) mm / 5 kg	←
	20.5 (W) x 1.9 (D) x 17.9 (H)" / 11 lbs.	
Standard accessories	Polarizing glasses, Tilt bracket, Screws, Hanging plate, Wood screws, Power cord, Positioning paper	Hanging plate, Wood screws, Power cord, Positioning paper
Optional accessories	Red-green glasses, Reflection mirror, Floor stand, Table stand, Communication cable for the refractor, Infrared communication unit for the refractor, Remote control	Red-green glasses, Prism glasses, Reflection mirror, Floor stand, Table stand, Communication cable for the refractor, Infrared communication unit for the refractor, Remote control

Product/model name: SYSTEM CHART SC-1600

Brochure and listed features of the device are intended for non-US practitioners.

Specifications may vary depending on circumstances in each country.

Specifications and design are subject to change without notice.

SD memory card is a registered trademark of Panasonic Corporation, SanDisk Corporation, and TOSHIBA Corporation.



HEAD OFFICE
(International Div.)
34-14 Maehama,
Hiroishi-cho, Gamagori,
Aichi 443-0038, JAPAN
TEL: +81-533-67-8895
URL: www.nidek.com
[Manufacturer]

TOKYO OFFICE
(International Div.)
3F Sumitomo Fudosan Hongo
Bldg., 3-22-5 Hongo, Bunkyo-ku,
Tokyo 113-0033, JAPAN
TEL: +81-3-5844-2641
URL: www.nidek.com

NIDEK INC.
2040 Corporate Court,
San Jose, CA 95131, U.S.A.
TEL: +1-408-468-6400
+1-800-223-9044
(US Only)
URL: usa.nidek.com

NIDEK S.A.
Ecoparc,
9 rue Benjamin Franklin,
94370 Sucy En Brie,
FRANCE
TEL: +33-1-49 80 97 97
URL: www.nidek.fr

NIDEK TECHNOLOGIES S.R.L.
Via dell'Artigianato,
6/A, 35020 Albignasego (Padova),
ITALY
TEL: +39 049 8629200/8626399
URL: www.nidektechnologies.it

NIDEK (SHANGHAI) CO., LTD.
Rm3205, Shanghai Multi
Media Park, No.1027 Chang
Ning Rd, Chang Ning District,
Shanghai, CHINA 200050
TEL: +86 021-5212-7942
URL: www.nidek-china.cn

NIDEK SINGAPORE PTE. LTD.
51 Changi Business Park
Central 2, #06-14,
The Signature 486066,
SINGAPORE
TEL: +65 6588 0389
URL: www.nidek.sg